




Product description		EN175301-803	EN175301-803
Standard		EN175301-803	EN175301-803
Construction type		A	A
Description		P18 connector with screw terminals NBR profile gasket (PE) earth position H12	P18 connector with screw terminals NBR profile gasket (PE) earth position H12
Housing colour		black	black
Number of contacts		2+PE	2+PE
Order no.		KA132000B9	KA132000B1
Other options on request	grey housing	order no. KA132000A9	order no. KA132000A1
Cable gland		PG9	PG11
Max. conductor size		1,5mm ² without splice/terminal	1,5mm ² without splice/terminal
Drawing			
Technical data			
Pin dimension		6,3 x 0,8mm ; 4,8 x 0,8mm	6,3 x 0,8mm ; 4,8 x 0,8mm
Rated voltage max.		250 V AC/DC	250 V AC/DC
Rated current max. (EN 60512-5-2 test 5b)		10 A	10 A
Contact resistance		15mΩ max.	15mΩ max.
Overtoltage category		III	III
Type of termination		screw M3	screw M3
Contact screw torque		max. 0,5 N/m	max. 0,5 N/m
Suitable cables		5 mm to 7 mm diameter	6 mm to 9 mm diameter
Mounting		central screw M3x32,5	central screw M3x32,5
Material			
Contact holder material		PA6 GF	PA6 GF
Housing material		PA6 GF	PA6 GF
Environmental conditions			
Protection class (EN 60529)		IP 65 when correctly assembled	IP 65 when correctly assembled
Pollution severity (EN 60664-1)		3	3
Temperature range		-40°C to + 100°C	-40°C to + 100°C
	with silicon gasket	-40°C to + 125°C	-40°C to + 125°C
Inflammability class			
Contact holder		HB - UL 94	HB - UL 94
Housing		HB - UL 94	HB - UL 94
Approvals		VDE	VDE
Packaging			
Packaging unit / Weight approx.		500 pieces / 14,5Kg	500 pieces / 14,5Kg
Box dimensions		80 x 30 x 22 cm	80 x 30 x 22 cm
Other accessory options			
to be ordered separately see pages 171-175		NBR flat gasket 100 pcs in bag Silicon profile gasket 100 pcs in bag Stainless steel screw 100 pcs in bag	NBR flat gasket 100 pcs in bag Silicon profile gasket 100 pcs in bag Stainless steel screw 100 pcs in bag

Valve Connectors KAO - KA1 series

SELF - ASSEMBLY CABLE



EN175301-803	EN175301-803	EN175301-803	EN175301-803
A	A	A	A
P18 connector with screw terminals NBR profile gasket (PE) earth position H12	P18 connector with screw terminals NBR profile gasket (PE) earth position H12	P18 connector with screw terminals NBR profile gasket (PE) earth position H12	P18 connector with screw terminals NBR profile gasket (PE) earth position H12
black	black	black	black
2+PE	3+PE	3+PE	3+PE
KA132000B6	KA042000B9	KA042000B1	KA042000B6
order no. KA132000A6	order no. KA042000A9	order no. KA042000A1	order no. KA042000A6
M16x1,5	PG9	PG11	M16x1,5
1,5mm ² without splice/terminal	1,5mm ² without splice/terminal	1,5mm ² without splice/terminal	1,5mm ² without splice/terminal
6,3 x 0,8mm ; 4,8 x 0,8mm	6,3 x 0,8mm; 4,8 x 0,8mm	6,3 x 0,8mm; 4,8 x 0,8mm	6,3 x 0,8mm; 4,8 x 0,8mm
250 V AC/DC	250 V AC/DC	250 V AC/DC	250 V AC/DC
10 A	10 A	10 A	10 A
15mΩ max.	15mΩ max.	15mΩ max.	15mΩ max.
III	III	III	III
screw M3	screw M3	screw M3	screw M3
max. 0,5 N/m	max. 0,5 N/m	max. 0,5 N/m	max. 0,5 N/m
5 mm to 7 mm diameter central screw M3x32,5	5 mm to 7 mm diameter central screw M3x32,5	6 mm to 9 mm diameter central screw M3x32,5	5 mm to 7 mm diameter central screw M3x32,5
PA6 GF	PA6 GF	PA6 GF	PA6 GF
PA6 GF	PA6 GF	PA6 GF	PA6 GF
IP 65 when correctly assembled	IP 65 when correctly assembled	IP 65 when correctly assembled	IP 65 when correctly assembled
3	3	3	3
-40°C to + 100°C	-40°C to + 100°C	-40°C to + 100°C	-40°C to + 100°C
-40°C to + 125°C	-40°C to + 125°C	-40°C to + 125°C	-40°C to + 125°C
HB - UL 94	HB - UL 94	HB - UL 94	HB - UL 94
HB - UL 94	HB - UL 94	HB - UL 94	HB - UL 94
VDE	VDE	VDE	VDE
500 pieces / 14,5Kg	500 pieces / 14,5Kg	500 pieces / 14,5Kg	500 pieces / 14,5Kg
80 x 30 x 22 cm	80 x 30 x 22 cm	80 x 30 x 22 cm	80 x 30 x 22 cm
NBR flat gasket 100 pcs in bag	NBR flat gasket 100 pcs in bag	NBR flat gasket 100 pcs in bag	NBR flat gasket 100 pcs in bag
Silicon profile gasket 100 pcs in bag	Silicon profile gasket 100 pcs in bag	Silicon profile gasket 100 pcs in bag	Silicon profile gasket 100 pcs in bag
Stainless steel screw 100 pcs in bag	Stainless steel screw 100 pcs in bag	Stainless steel screw 100 pcs in bag	Stainless steel screw 100 pcs in bag

Form A - EN 175301-803 (DIN43650) / ISO 4400



Form A - EN 175301-803 (DIN43650) / ISO 4400

Product description		EN175301-803	EN175301-803
Standard		EN175301-803	EN175301-803
Construction type		A	A
Description		P18 connector with screw terminals NBR profile gasket (PE) earth position H12	P18 connector with screw terminals NBR profile gasket (PE) earth position H12
Housing colour		black	black
Number of contacts		2+PE	2+PE
Order no.		KA132000B9UR	KA132000A1UR
Other options on request	grey housing	order no. KA132000A9UR	order no. KA132000A1UR
Cable gland		PG9 (M16 x 1,5 on request)	PG11
Max. conductor size		1,5mm ² without splice/terminal	1,5mm ² without splice/terminal
Drawing			
Technical data			
Pin dimension		6,3 x 0,8mm ; 4,8 x 0,8mm	6,3 x 0,8mm ; 4,8 x 0,8mm
Rated voltage max.		250 V AC/DC	250 V AC/DC
Rated current max. (EN 60512-5-2 test 5b)		10 A	10 A
Contact resistance		15mΩ max.	15mΩ max.
Overvoltage category		III	III
Type of termination		screw M3	screw M3
Contact screw torque		max. 0,5 N/m	max. 0,5 N/m
Suitable cables		5 mm to 7 mm diameter	6 mm to 9 mm diameter
Mounting		central screw M3x32,5	central screw M3x32,5
Material			
Contact holder material		PA66 GF H2	PA66 GF H2
Housing material		PA66 GF H2	PA66 GF H2
Environmental conditions			
Protection class (EN 60529)		IP 65 when correctly assembled	IP 65 when correctly assembled
Pollution severity (EN 60664-1)		3	3
Temperature range		-40°C to + 100°C	-40°C to + 100°C
Inflammability class			
Contact holder		94-V0	94-V0
Housing		94-V0	94-V0
Approvals		UL/cUL	UL/cUL
Packaging			
Packaging unit / Weight approx.		500 pieces / 14,5Kg	500 pieces / 14,5Kg
Box dimensions		80 x 30 x 22 cm	80 x 30 x 22 cm
Other accessory options			
to be ordered separately see pages 171-175			

Valve Connectors KAO - KA1 series

SELF - ASSEMBLY CABLE



atam
US



atam
US



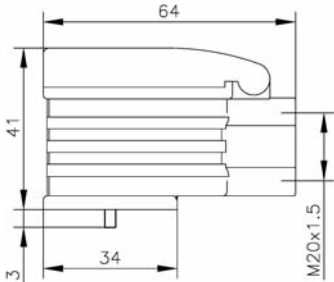
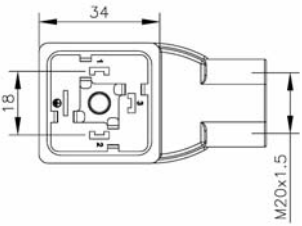
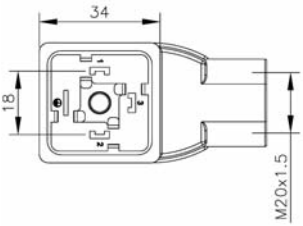
EN175301-803	EN175301-803	EN175301-803	EN175301-803
A	A	A	A
P18 connector with screw terminals NBR profile gasket (PE) earth position H12	P18 connector with screw terminals NBR profile gasket (PE) earth position H12	P18 connector with screw terminals NBR profile gasket (PE) earth position H12	P18 connector with screw terminals NBR profile gasket (PE) earth position H12
black	black	black	black
3+PE	3+PE	2+PE	3+PE
KA042000B9UR	KA042000B1UR	KA132000B3	KA042000A3
order no. KA042000A9UR	order no. KA042000A1UR	order no. KA132000A3	order no. KA042000A3
PG9 (M16 x 1,5 on request)	PG11	1/2 NPTF	1/2 NPTF
1,5mm ² without splice/terminal	1,5mm ² without splice/terminal	1,5mm ² without splice/terminal	1,5mm ² without splice/terminal
6,3 x 0,8mm ; 4,8 x 0,8mm	6,3 x 0,8mm ; 4,8 x 0,8mm	6,3 x 0,8mm ; 4,8 x 0,8mm	6,3 x 0,8mm ; 4,8 x 0,8mm
250 V AC/DC	250 V AC/DC	250 V AC/DC	250 V AC/DC
10 A	10 A	10 A	10 A
15mΩ max.	15mΩ max.	15mΩ max.	15mΩ max.
III	III	III	III
screw M3	screw M3	screw M3	screw M3
max. 0,5 N/m	max. 0,5 N/m	max. 0,5 N/m	max. 0,5 N/m
5 mm to 7 mm diameter	6 mm to 9 mm diameter	not included	not included
central screw M3x32,5	central screw M3x32,5	central screw M3x32,5	central screw M3x32,5
PA66 GF H2	PA66 GF H2	PA6 GF	PA6 GF
PA66 GF H2	PA66 GF H2	PA6 GF	PA6 GF
IP 65 when correctly assembled	IP 65 when correctly assembled	IP 65 when correctly assembled	IP 65 when correctly assembled
3	3	3	3
-40°C to + 100°C	-40°C to + 100°C	-40°C to + 100°C	-40°C to + 100°C
		-40°C to + 125°C with silicon gasket	-40°C to + 125°C with silicon gasket
94-V0	94-V0	HB - UL 94	HB - UL 94
94-V0	94-V0	HB - UL 94	HB - UL 94
UL/cUL	UL/cUL		
500 pieces / 14,5Kg	500 pieces / 14,5Kg	500 pieces / 14Kg	500 pieces / 14Kg
80 x 30 x 22 cm	80 x 30 x 22 cm	80 x 30 x 22 cm	80 x 30 x 22 cm
		NBR flat gasket 100 pcs in bag	NBR flat gasket 100 pcs in bag
		Silicon profile gasket 100 pcs in bag	Silicon profile gasket 100 pcs in bag
		Stainless steel screw 100 pcs in bag	Stainless steel screw 100 pcs in bag

Form A - EN 175301-803 (DIN43650) / ISO 4400

Valve Connectors KA2 series

SELF - ASSEMBLY CABLE



Product description		
Standard	EN175301-803	EN175301-803
Construction type	A	A
Description	P18 connector with screw terminals NBR integrated flat gasket (PE) earth position H12	P18 connector with screw terminals NBR integrated flat gasket (PE) earth position H12
Housing colour	black	black
Number of contacts	2+PE	3+PE
Order no.	KA235000B4	KA245000B4
Other options on request		
Cable entry	M20 female	M20 female
Max. conductor size	max. 1,5mm ² without splice/terminal	max. 1,5mm ² without splice/terminal
Drawing		
	 <p>1) ———— ⌀ 1 2) ———— ⌀ 2 ⊕) ———— ⌀ ⊕</p>	 <p>1) ———— ⌀ 1 2) ———— ⌀ 2 3) ———— ⌀ 3 ⊕) ———— ⌀ ⊕</p>
Technical data		
Pin dimension	6,3 x 0,8mm ; 4,8 x 0,8mm	6,3 x 0,8mm ; 4,8 x 0,8mm
Rated voltage max.	250 V AC/DC	250 V AC/DC
Rated current max. IEC512-3 test 5b	10 A	10 A
Contact resistance	15mΩ max.	15mΩ max.
Overvoltage category	III	III
Type of termination	screw M3	screw M3
Contact screw torque	max. 0,5 N/m	max. 0,5 N/m
Suitable cables		
Mounting	central screw M3x42	central screw M3x42
Material		
Contact holder material	PA6 GF	PA6 GF
Housing material	PA6 GF	PA6 GF
Cover material	PA12	PA12
Environmental conditions		
Protection class with cable gland C111303 (EN 60529)	IP 65 when correctly assembled	IP 65 when correctly assembled
Pollution severity (EN 60664-1)	3	3
Temperature range	-40°C to + 100°C	-40°C to + 100°C
Inflammability class		
Contact holder	HB - UL 94	HB - UL 94
Housing	HB - UL 94	HB - UL 94
Packaging		
Packaging unit / Weight approx.	10 pieces / 0,5Kg	10 pieces / 0,5Kg
Box dimensions	19 x 13 x 9 cm	19 x 13 x 9 cm
Other accessories options		
to be ordered separately see pages 171-175	Male M20 cable gland suitable for cable O.D. 7....13mm Order number C111303	Male M20 cable gland suitable for cable O.D. 7....13mm Order number C111303

Form A - EN 175301-803 (DIN43650) / ISO 4400