



Product description		Industrial standard (11 mm)	Industrial standard (11 mm)
Standard		B	B
Construction type		B	B
Description	Integrated gasket (TPU) and central fixing screw	P11 connector with moulded cable (PE) earth in H6 (next to cable outlet) function indicator (LED) protective circuit (diode)	P11 connector with moulded cable (PE) earth in H12 (opposite from cable outlet) function indicator (LED) protective circuit (diode)
Number of contacts		2 + PE	2 + PE
Cable type		H05VV-F VDE 0281-5 PVC	H05VV-F VDE 0281-5 PVC
Conductors specification		3 G 0,75 mm ² PVC	3 G 0,75 mm ² PVC
Cable length		3 m	3 m
Order no.		MB636D54PA05300	MB635D54PA05300
Other standard options	cable length 5m,	order no. MB636D54PA05500	order no. MB635D54PA05500
Cable jacket colour		black	black
Conductor colours		brown - blue - yellow/green	brown - blue - yellow/green
Cable diameter +/-5%		6,7 mm	6,7 mm
Cable temperature range	static application flexible application	-15°C to + 70°C	-15°C to + 70°C
Drawing			
Technical data			
Pin dimension		6,3 x 0,8mm	6,3 x 0,8mm
Voltage		24 V DC	24 V DC
Rated current max.		4 A	4 A
Suppressor		diode 1A 1000V	diode 1A 1000V
LED colour		yellow	yellow
Contact resistance		15mΩ max.	15mΩ max.
Overvoltage category		III	III
Mounting		central screw M3 x 28,5mm	central screw M3 x 28,5mm
Fixing screw torque		0,3 - 0,5 N/m	0,3 - 0,5 N/m
Material			
Contact holder material		PA6 GF	PA6 GF
Overmoulding material		TPU	TPU
Environmental conditions			
Protection class (EN 60529)		IP65 , IP67 , [IP69K DIN40050-9]	IP65 , IP67 , [IP69K DIN40050-9]
Pollution severity (EN 60664-1)		3	3
Inflammability class			
Contact holder		V0	V0
Moulded housing		HB	HB
Packaging			
Minimum quantity		100 pieces	100 pieces
Number of boxes suitable :	2 boxes	MB636D54PA05300	MB635D54PA05300
	4 boxes	MB636D54PA05500	MB635D54PA05500
Approximate weight per box		13...15 Kg	13...15 Kg
Box dimension		39 x 39 x 19,5 cm	39 x 39 x 19,5 cm
Other cable options on request			
type (part number)		(A012; A013) (C033; C053)	(A012; A013) (C033; C053)
Technical specifications on cables and accessories see pages 171-175			

Valve Connectors MB6 series

MOULDED IN CABLE



	Industrial standard (11 mm)	Industrial standard (11 mm)		
	B	B		
	P11 connector with moulded cable (PE) earth in H6 (next to cable outlet) function indicator (LED) TVS protective circuit (transil)	P11 connector with moulded cable (PE) earth in H12 (opposite from cable outlet) function indicator (LED) TVS protective circuit (transil)		
	2 + PE	2 + PE		
	H05VV-F VDE 0281-5 PVC	H05VV-F VDE 0281-5 PVC		
	3 G 0,75 mm ² PVC	3 G 0,75 mm ² PVC		
	3 m	3 m		
	MB636T54PA05300	MB635T54PA05300		
	order no. MB636T54PA05500	order no. MB635T54PA05500		
	black	black		
	brown - blue - yellow/green	brown - blue - yellow/green		
	6,7 mm	6,7 mm		
	-15°C to + 70°C	-15°C to + 70°C		
	6,3 x 0,8mm	6,3 x 0,8mm		
	24 V AC/DC	24 V AC/DC		
	4 A	4 A		
	TVS Vbr max.=37,8V Peak =400W	TVS Vbr max.=37,8V Peak =400W		
	yellow	yellow		
	15mΩ max.	15mΩ max.		
	III	III		
	central screw M3 x 28,5mm	central screw M3 x 28,5mm		
	0,3 - 0,5 N/m	0,3 - 0,5 N/m		
	PA6 GF	PA6 GF		
	TPU	TPU		
	IP65 , IP67 , [IP69K DIN40050-9]	IP65 , IP67 , [IP69K DIN40050-9]		
	3	3		
	V0	V0		
	HB	HB		
	100 pieces	100 pieces		
	MB636T54PA05300	MB635T54PA05300		
	MB636T54PA05500	MB635T54PA05500		
	13...15 Kg	13...15 Kg		
	39 x 39 x 19,5 cm	39 x 39 x 19,5 cm		
	(A012; A013) (C033; C053)	(A012; A013) (C033; C053)		

Form B - INDUSTRIAL

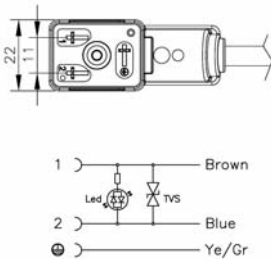
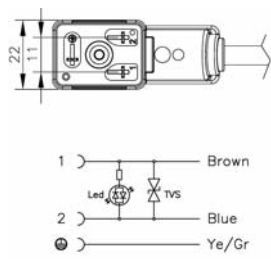


Product description		Industrial standard (11 mm)	Industrial standard (11 mm)
Standard		B	B
Construction type		B	B
Description	Integrated gasket (TPU) and central fixing screw	P11 connector with moulded cable (PE) earth in H6 (next to cable outlet) function indicator (LED) protective circuit (diode)	P11 connector with moulded cable (PE) earth in H12 (opposite from cable outlet) function indicator (LED) protective circuit (diode)
Number of contacts		2 + PE	2 + PE
Cable type		PUR / PVC	PUR / PVC
Conductors specification		3 G 0,75 mm ² PVC	3 G 0,75 mm ² PVC
Cable length		3 m	3 m
Order no.		MB636D54PP12300	MB635D54PP12300
Other standard options	cable length 5m,	order no. MB636D54PP12500	order no. MB635D54PP12500
Cable jacket colour		black	black
Conductor colours		brown - blue - yellow/green	brown - blue - yellow/green
Cable diameter +/-5%		6,5 mm	6,5 mm
Cable temperature range	static application	-40°C to + 80°C	-40°C to + 80°C
	flexible application	-25°C to + 80°C	-25°C to + 80°C
Drawing			
Technical data			
Pin dimension		6,3 x 0,8mm	6,3 x 0,8mm
Voltage		24 V DC	24 V DC
Rated current max.		4 A	4 A
Suppressor		diode 1A 1000V	diode 1A 1000V
LED colour		yellow	yellow
Contact resistance		15mΩ max.	15mΩ max.
Overvoltage category		III	III
Mounting		central screw M3 x 28,5mm	central screw M3 x 28,5mm
Fixing screw torque		0,3 - 0,5 N/m	0,3 - 0,5 N/m
Material			
Contact holder material		PA6 GF	PA6 GF
Overmoulding material		TPU	TPU
Environmental conditions			
Protection class (EN 60529)		IP65 , IP67 , [IP69K DIN40050-9]	IP65 , IP67 , [IP69K DIN40050-9]
Pollution severity (EN 60664-1)		3	3
Inflammability class			
Contact holder		V0	V0
Moulded housing		HB	HB
Packaging			
Minimum quantity		100 pieces	100 pieces
Number of boxes suitable:	2 boxes	MB636D54PP12300	MB635D54PP12300
	4 boxes	MB636D54PP12500	MB635D54PP12500
Approximate weight per box		13...15 Kg	13...15 Kg
Box dimension		39 x 39 x 19,5 cm	39 x 39 x 19,5 cm
Other cable options on request			
type (part number)		(P113)	(P113)
Technical specifications on cables and accessories see pages 171-175			

Valve Connectors MB6 series

MOULDED IN CABLE



	Industrial standard (11 mm)	Industrial standard (11 mm)		
	B	B		
	P11 connector with moulded cable (PE) earth in H6 (next to cable outlet) function indicator (LED) TVS protective circuit (transil)	P11 connector with moulded cable (PE) earth in H12 (opposite from cable outlet) function indicator (LED) TVS protective circuit (transil)		
	2 + PE	2 + PE		
	PUR / PVC	PUR / PVC		
	3 G 0,75 mm ² PVC	3 G 0,75 mm ² PVC		
	3 m	3 m		
	MB636T54PP12300	MB635T54PP12300		
	order no. MB636T54PP12500	order no. MB635T54PP12500		
	black	black		
	brown - blue - yellow/green	brown - blue - yellow/green		
	6,5 mm	6,5 mm		
	-40°C to + 80°C	-40°C to + 80°C		
	-25°C to + 80°C	-25°C to + 80°C		
				
	6,3 x 0,8mm	6,3 x 0,8mm		
	24 V AC/DC	24 V AC/DC		
	4 A	4 A		
	TVS Vbr max.=37,8V Peak =400W	TVS Vbr max.=37,8V Peak =400W		
	yellow	yellow		
	15mΩ max.	15mΩ max.		
	III	III		
	central screw M3 x 28,5mm	central screw M3 x 28,5mm		
	0,3 - 0,5 N/m	0,3 - 0,5 N/m		
	PA6 GF	PA6 GF		
	TPU	TPU		
	IP65 , IP67 , [IP69K DIN40050-9]	IP65 , IP67 , [IP69K DIN40050-9]		
	3	3		
	V0	V0		
	HB	HB		
	100 pieces	100 pieces		
	MB636T54PP12300	MB635T54PP12300		
	MB636T54PP12500	MB635T54PP12500		
	13...15 Kg	13...15 Kg		
	39 x 39 x 19,5 cm	39 x 39 x 19,5 cm		
	(P113)	(P113)		

Form B - INDUSTRIAL



Product description		Industrial standard (11 mm)	Industrial standard (11 mm)
Standard		B	B
Construction type		B	B
Description	Integrated gasket (TPU) and central fixing screw	P11 connector with moulded cable (PE) earth in H6 (next to cable outlet) function indicator (LED) protective circuit (varistor)	P11 connector with moulded cable (PE) earth in H12 (opposite from cable outlet) function indicator (LED) protective circuit (varistor)
Number of contacts		2 + PE	2 + PE
Cable type		H05VV-F VDE 0281-5 PVC	H05VV-F VDE 0281-5 PVC
Conductors specification		3 G 0,75 mm ² PVC	3 G 0,75 mm ² PVC
Cable length		3 m	3 m
Order no.		MB636V54PA05300	MB635V54PA05300
Other standard options	cable length 5m,	order no. MB636V54PA05500	order no. MB635V54PA05500
Cable jacket colour		black	black
Conductor colours		brown - blue - yellow/green	brown - blue - yellow/green
Cable diameter +/-5%		6,7 mm	6,7 mm
Cable temperature range	static application flexible application	-15°C to + 70°C	-15°C to + 70°C
Drawing			
Technical data			
Pin dimension		6,3 x 0,8mm	6,3 x 0,8mm
Voltage		24 V AC/DC	24 V AC/DC
Rated current max.		5 A	5 A
Suppressor		VDR 30 Vrms 0,9 Joule	VDR 30 Vrms 0,9 Joule
LED colour		yellow	yellow
Contact resistance		15mΩ max.	15mΩ max.
Overvoltage category		III	III
Mounting		central screw M3 x 28,5mm	central screw M3 x 28,5mm
Fixing screw torque		0,3 - 0,5 N/m	0,3 - 0,5 N/m
Material			
Contact holder material		PA6 GF	PA6 GF
Overmoulding material		TPU	TPU
Environmental conditions			
Protection class (EN 60529)		IP65 , IP67 , [IP69K DIN40050-9]	IP65 , IP67 , [IP69K DIN40050-9]
Pollution severity (EN 60664-1)		3	3
Inflammability class			
Contact holder		V0	V0
Moulded housing		HB	HB
Packaging			
Minimum quantity		100 pieces	100 pieces
Number of boxes suitable :	2 boxes	MB636V54PA05300	MB635V54PA05300
	4 boxes	MB636V54PA05500	MB635V54PA05500
Approximate weight per box		13...15 Kg	13...15 Kg
Box dimension		39 x 39 x 19,5 cm	39 x 39 x 19,5 cm
Other cable options on request			
type (part number)		(A013) (C033; C053)	(A013) (C033; C053)
Technical specifications on cables and accessories see pages 171-175			

Valve Connectors MB6 series

MOULDED IN CABLE



Form B - INDUSTRIAL

Industrial standard (11 mm)	Industrial standard (11 mm)	Industrial standard (11 mm)	Industrial standard (11 mm)
B	B	B	B
P11 connector with moulded cable (PE) earth in H6 (next to cable outlet) function indicator (LED) protective circuit (varistor)	P11 connector with moulded cable (PE) earth in H12 (opposite from cable outlet) function indicator (LED) protective circuit (varistor)	P11 connector with moulded cable (PE) earth in H6 (next to cable outlet) function indicator (LED) protective circuit (varistor)	P11 connector with moulded cable (PE) earth in H12 (opposite from cable outlet) function indicator (LED) protective circuit (varistor)
2 + PE	2 + PE	2 + PE	2 + PE
H05VV-F VDE 0281-5 PVC	H05VV-F VDE 0281-5 PVC	H05VV-F VDE 0281-5 PVC	H05VV-F VDE 0281-5 PVC
3 G 0,75 mm ² PVC	3 G 0,75 mm ² PVC	3 G 0,75 mm ² PVC	3 G 0,75 mm ² PVC
3 m	3 m	3 m	3 m
MB636V55PA05300	MB635V55PA05300	MB636V56PA05300	MB635V56PA05300
order no. MB636V55PA05500	order no. MB635V55PA05500	order no. MB636V56PA05500	order no. MB635V56PA05500
black	black	black	black
brown - blue - yellow/green	brown - blue - yellow/green	brown - blue - yellow/green	brown - blue - yellow/green
6,7 mm	6,7 mm	6,7 mm	6,7 mm
-15°C to + 70°C	-15°C to + 70°C	-15°C to + 70°C	-15°C to + 70°C
6,3 x 0,8mm	6,3 x 0,8mm	6,3 x 0,8mm ; 4,8 x 0,8mm	6,3 x 0,8mm ; 4,8 x 0,8mm
115 V AC/DC	115 V AC/DC	230 V AC/DC	230 V AC/DC
5 A	5 A	5 A	5 A
VDR 130 Vrms 4,5 Joule	VDR 130 Vrms 4,5 Joule	VDR 275 Vrms 8,6 Joule	VDR 275 Vrms 8,6 Joule
yellow	yellow	yellow	yellow
15mΩ max.	15mΩ max.	15mΩ max.	15mΩ max.
III	III	III	III
central screw M3 x 28,5mm	central screw M3 x 28,5mm	central screw M3 x 28,5mm	central screw M3 x 28,5mm
0,3 - 0,5 N/m	0,3 - 0,5 N/m	0,3 - 0,5 N/m	0,3 - 0,5 N/m
PA6 GF	PA6 GF	PA6 GF	PA6 GF
TPU	TPU	TPU	TPU
IP65 , IP67 , [IP69K DIN40050-9]	IP65 , IP67 , [IP69K DIN40050-9]	IP65 , IP67 , [IP69K DIN40050-9]	IP65 , IP67 , [IP69K DIN40050-9]
3	3	3	3
V0	V0	V0	V0
HB	HB	HB	HB
100 pieces	100 pieces	100 pieces	100 pieces
MB636V55PA05300	MB635V55PA05300	MB636V56PA05300	MB635V56PA05300
MB636V55PA05500	MB635V55PA05500	MB636V56PA05500	MB635V56PA05500
13...15 Kg	13...15 Kg	13...15 Kg	13...15 Kg
39 x 39 x 19,5 cm	39 x 39 x 19,5 cm	39 x 39 x 19,5 cm	39 x 39 x 19,5 cm
(A013) (C033; C053)	(A013) (C033; C053)	(A013) (C033; C053)	(A013) (C033; C053)



Product description		Industrial standard (11 mm)	Industrial standard (11 mm)
Standard		B	B
Construction type		B	B
Description	Integrated gasket (TPU) and central fixing screw	P11 connector with moulded cable (PE) earth in H6 (next to cable outlet) function indicator (LED) protective circuit (varistor)	P11 connector with moulded cable (PE) earth in H12 (opposite from cable outlet) function indicator (LED) protective circuit (varistor)
Number of contacts		2 + PE	2 + PE
Cable type		PUR / PVC	PUR / PVC
Conductors specification		3 G 0,75 mm ² PVC	3 G 0,75 mm ² PVC
Cable length		3 m	3 m
Order no.		MB636V54PP12300	MB635V54PP12300
Other standard options	cable length 5m,	order no. MB636V54PP12500	order no. MB635V54PP12500
Cable jacket colour		black	black
Conductor colours		brown - blue - yellow/green	brown - blue - yellow/green
Cable diameter +/-5%		6,7 mm	6,7 mm
Cable temperature range	static application flexible application	-40°C to + 80°C -25°C to + 80°C	-40°C to + 80°C -25°C to + 80°C
Drawing			
Technical data			
Pin dimension		6,3 x 0,8mm	6,3 x 0,8mm
Voltage		24 V AC/DC	24 V AC/DC
Rated current max.		5 A	5 A
Suppressor		VDR 30 Vrms 0,9 Joule	VDR 30 Vrms 0,9 Joule
LED colour		yellow	yellow
Contact resistance		15mΩ max.	15mΩ max.
Overvoltage category		III	III
Mounting		central screw M3 x 28,5mm	central screw M3 x 28,5mm
Fixing screw torque		0,3 - 0,5 N/m	0,3 - 0,5 N/m
Material			
Contact holder material		PA6 GF	PA6 GF
Overmoulding material		TPU	TPU
Environmental conditions			
Protection class (EN 60529)		IP65 , IP67 , [IP69K DIN40050-9]	IP65 , IP67 , [IP69K DIN40050-9]
Pollution severity (EN 60664-1)		3	3
Inflammability class			
Contact holder		V0	V0
Moulded housing		HB	HB
Packaging			
Minimum quantity		100 pieces	100 pieces
Number of boxes suitable:	2 boxes 4 boxes	MB636V54PP12300 MB636V54PP12500	MB635V54PP12300 MB635V54PP12500
Approximate weight per box		13...15 Kg	13...15 Kg
Box dimension		39 x 39 x 19,5 cm	39 x 39 x 19,5 cm
Other cable options on request			
type (part number)		(P113)	(P113)
Technical specifications on cables and accessories see pages 171-175			

Valve Connectors MB6 series

MOULDED IN CABLE



Industrial standard (11 mm) B	Industrial standard (11 mm) B	Industrial standard (11 mm) B	Industrial standard (11 mm) B
P11 connector with moulded cable (PE) earth in H6 (next to cable outlet) function indicator (LED) protective circuit (varistor)	P11 connector with moulded cable (PE) earth in H12 (opposite from cable outlet) function indicator (LED) protective circuit (varistor)	P11 connector with moulded cable (PE) earth in H6 (next to cable outlet) function indicator (LED) protective circuit (varistor)	P11 connector with moulded cable (PE) earth in H12 (opposite from cable outlet) function indicator (LED) protective circuit (varistor)
2 + PE	2 + PE	2 + PE	2 + PE
PUR / PVC	PUR / PVC	PUR / PVC	PUR / PVC
3 G 0,75 mm ² PVC	3 G 0,75 mm ² PVC	3 G 0,75 mm ² PVC	3 G 0,75 mm ² PVC
3 m	3 m	3 m	3 m
MB636V55PP12300	MB635V55PP12300	MB636V56PP12300	MB635V56PP12300
order no. MB636V55PP12500	order no. MB635V55PP12500	order no. MB636V56PP12500	order no. MB635V56PP12500
black	black	black	black
brown - blue - yellow/green	brown - blue - yellow/green	brown - blue - yellow/green	brown - blue - yellow/green
6,7 mm	6,7 mm	6,7 mm	6,7 mm
-40°C to + 80°C	-40°C to + 80°C	-40°C to + 80°C	-40°C to + 80°C
-25°C to + 80°C	-25°C to + 80°C	-25°C to + 80°C	-25°C to + 80°C
6,3 x 0,8mm	6,3 x 0,8mm	6,3 x 0,8mm ; 4,8 x 0,8mm	6,3 x 0,8mm ; 4,8 x 0,8mm
115 V AC/DC	115 V AC/DC	230 V AC/DC	230 V AC/DC
5 A	5 A	5 A	5 A
VDR 130 Vrms 4,5 Joule	VDR 130 Vrms 4,5 Joule	VDR 275 Vrms 8,6 Joule	VDR 275 Vrms 8,6 Joule
yellow	yellow	yellow	yellow
15mΩ max.	15mΩ max.	15mΩ max.	15mΩ max.
III	III	III	III
central screw M3 x 28,5mm	central screw M3 x 28,5mm	central screw M3 x 28,5mm	central screw M3 x 28,5mm
0,3 - 0,5 N/m	0,3 - 0,5 N/m	0,3 - 0,5 N/m	0,3 - 0,5 N/m
PA6 GF	PA6 GF	PA6 GF	PA6 GF
TPU	TPU	TPU	TPU
IP65 , IP67 , [IP69K DIN40050-9]	IP65 , IP67 , [IP69K DIN40050-9]	IP65 , IP67 , [IP69K DIN40050-9]	IP65 , IP67 , [IP69K DIN40050-9]
3	3	3	3
V0	V0	V0	V0
HB	HB	HB	HB
100 pieces	100 pieces	100 pieces	100 pieces
MB636V55PP12300	MB635V55PP12300	MB636V56PP12300	MB635V56PP12300
MB636V55PP12500	MB635V55PP12500	MB636V56PP12500	MB635V56PP12500
13...15 Kg	13...15 Kg	13...15 Kg	13...15 Kg
39 x 39 x 19,5 cm	39 x 39 x 19,5 cm	39 x 39 x 19,5 cm	39 x 39 x 19,5 cm
(P113)	(P113)	(P113)	(P113)

Form B - INDUSTRIAL



Form B - EN 175301-803 (DIN43650) / ISO 6952

Product description			
Standard		EN175301-803	EN175301-803
Construction type		B	B
Description	Integrated gasket (TPU) and central fixing screw	P10 connector with moulded cable (PE) earth in H6 (next to cable outlet) function indicator (LED) protective circuit (diode)	P10 connector with moulded cable (PE) earth in H12 (opposite from cable outlet) function indicator (LED) protective circuit (diode)
Number of contacts		2 + PE	2 + PE
Cable type		H05VV-F VDE 0281-5 PVC	H05VV-F VDE 0281-5 PVC
Conductors specification		3 G 0,75 mm ² PVC	3 G 0,75 mm ² PVC
Cable length		3 m	3 m
Order no.		ME636D54PA05300	ME635D54PA05300
Other standard options	cable length 5m,	order no. ME636D54PA05500	order no. ME635D54PA05500
Cable jacket colour		black	black
Conductor colours		brown - blue - yellow/green	brown - blue - yellow/green
Cable diameter +/-5%		6,7 mm	6,7 mm
Cable temperature range	static application flexible application	-15°C to + 70°C	-15°C to + 70°C
Drawing			
Technical data			
Pin dimension		6,3 x 0,8mm ; 4,8 x 0,8mm	6,3 x 0,8mm ; 4,8 x 0,8mm
Voltage		24 V DC	24 V DC
Rated current max.		4 A	4 A
Suppressor		diode 1A 1000V	diode 1A 1000V
LED colour		yellow	yellow
Contact resistance		15mΩ max.	15mΩ max.
Overvoltage category		III	III
Mounting		central screw M3 x 28,5mm	central screw M3 x 28,5mm
Fixing screw torque		0,3 - 0,5 N/m	0,3 - 0,5 N/m
Material			
Contact holder material		PA6 GF	PA6 GF
Overmoulding material		TPU	TPU
Environmental conditions			
Protection class (EN 60529)		IP65 , IP67 , [IP69K DIN40050-9]	IP65 , IP67 , [IP69K DIN40050-9]
Pollution severity (EN 60664-1)		3	3
Inflammability class			
Contact holder		V0	V0
Moulded housing		HB	HB
Packaging			
Minimum quantity		100 pieces	100 pieces
Number of boxes suitable:	2 boxes	ME636D54PA05300	ME635D54PA05300
	4 boxes	ME636D54PA05500	ME635D54PA05500
Approximate weight per box		13...15 Kg	13...15 Kg
Box dimension		39 x 39 x 19,5 cm	39 x 39 x 19,5 cm
Other cable options on request			
type (part number)		(A012; A013) (C033; C053)	(A012; A013) (C033; C053)
Technical specifications on cables and accessories see pages 171-175			

Valve Connectors ME6 series

MOULDED IN CABLE



EN175301-803	EN175301-803		
B	B		
P10 connector with moulded cable (PE) earth in H6 (next to cable outlet) function indicator (LED) TVS protective circuit (transil)	P10 connector with moulded cable (PE) earth in H12 (opposite from cable outlet) function indicator (LED) TVS protective circuit (transil)		
2 + PE	2 + PE		
H05VV-F VDE 0281-5 PVC	H05VV-F VDE 0281-5 PVC		
3 G 0,75 mm ² PVC	3 G 0,75 mm ² PVC		
3 m	3 m		
ME636T54PA05300	ME635T54PA05300		
order no. ME636T54PA05500	order no. ME635T54PA05500		
black	black		
brown - blue - yellow/green	brown - blue - yellow/green		
6,7 mm	6,7 mm		
-15°C to + 70°C	-15°C to + 70°C		
6,3 x 0,8mm ; 4,8 x 0,8mm	6,3 x 0,8mm ; 4,8 x 0,8mm		
24 V AC/DC	24 V AC/DC		
4 A	4 A		
TVS Vbr max.=37,8V Peak =400W	TVS Vbr max.=37,8V Peak =400W		
yellow	yellow		
15mΩ max.	15mΩ max.		
III	III		
central screw M3 x 28,5mm	central screw M3 x 28,5mm		
0,3 - 0,5 N/m	0,3 - 0,5 N/m		
PA6 GF	PA6 GF		
TPU	TPU		
IP65 , IP67 , [IP69K DIN40050-9]	IP65 , IP67 , [IP69K DIN40050-9]		
3	3		
V0	V0		
HB	HB		
100 pieces	100 pieces		
ME636T54PA05300	ME635T54PA05300		
ME636T54PA05500	ME635T54PA05500		
13...15 Kg	13...15 Kg		
39 x 39 x 19,5 cm	39 x 39 x 19,5 cm		
(A012; A013) (C033; C053)	(A012; A013) (C033; C053)		

Form B - EN 175301-803 (DIN43650) / ISO 6952



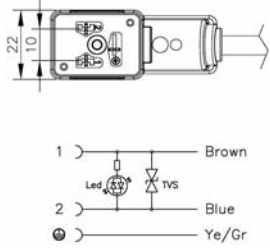
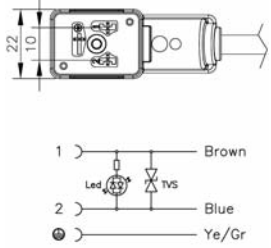
Form B - EN 175301-803 (DIN43650) / ISO 6952

Product description			
Standard		EN175301-803	EN175301-803
Construction type		B	B
Description	Integrated gasket (TPU) and central fixing screw	P10 connector with moulded cable (PE) earth in H6 (next to cable outlet) function indicator (LED) protective circuit (diode)	P10 connector with moulded cable (PE) earth in H12 (opposite from cable outlet) function indicator (LED) protective circuit (diode)
Number of contacts		2 + PE	2 + PE
Cable type		PUR / PVC	PUR / PVC
Conductors specification		3 G 0,75 mm ² PVC	3 G 0,75 mm ² PVC
Cable length		3 m	3 m
Order no.		ME636D54PP12300	ME635D54PP12300
Other standard options	cable length 5m,	order no. ME636D54PP12500	order no. ME635D54PP12500
Cable jacket colour		black	black
Conductor colours		brown - blue - yellow/green	brown - blue - yellow/green
Cable diameter +/-5%		6,5 mm	6,5 mm
Cable temperature range	static application	-40 °C to + 80 °C	-40 °C to + 80 °C
	flexible application	-25 °C to + 80 °C	-25 °C to + 80 °C
Drawing			
Technical data			
Pin dimension		6,3 x 0,8mm ; 4,8 x 0,8mm	6,3 x 0,8mm ; 4,8 x 0,8mm
Voltage		24 V DC	24 V DC
Rated current max.		4 A	4 A
Suppressor		diode 1A 1000V	diode 1A 1000V
LED colour		yellow	yellow
Contact resistance		15mΩ max.	15mΩ max.
Overvoltage category		III	III
Mounting		central screw M3 x 28,5mm	central screw M3 x 28,5mm
Fixing screw torque		0,3 - 0,5 N/m	0,3 - 0,5 N/m
Material			
Contact holder material		PA6 GF	PA6 GF
Overmoulding material		TPU	TPU
Environmental conditions			
Protection class (EN 60529)		IP65 , IP67 , [IP69K DIN40050-9]	IP65 , IP67 , [IP69K DIN40050-9]
Pollution severity (EN 60664-1)		3	3
Inflammability class			
Contact holder		V0	V0
Moulded housing		HB	HB
Packaging			
Minimum quantity		100 pieces	100 pieces
Number of boxes suitable:	2 boxes	ME636D54PP12300	ME635D54PP12300
	4 boxes	ME636D54PP12500	ME635D54PP12500
Approximate weight per box		13...15 Kg	13...15 Kg
Box dimension		39 x 39 x 19,5 cm	39 x 39 x 19,5 cm
Other cable options on request			
type (part number)		(P113)	(P113)
Technical specifications on cables and accessories see pages 171-175			

Valve Connectors **ME6** series

MOULDED IN CABLE



EN175301-803	EN175301-803		
B	B		
P10 connector with moulded cable (PE) earth in H6 (next to cable outlet) function indicator (LED) TVS protective circuit (transil)	P10 connector with moulded cable (PE) earth in H12 (opposite from cable outlet) function indicator (LED) TVS protective circuit (transil)		
2 + PE	2 + PE		
PUR / PVC	PUR / PVC		
3 G 0,75 mm ² PVC	3 G 0,75 mm ² PVC		
3 m	3 m		
ME636T54PP12300	ME635T54PP12300		
order no. ME636T54PP12500	order no. ME635T54PP12500		
black	black		
brown - blue - yellow/green	brown - blue - yellow/green		
6,5 mm	6,5 mm		
-40°C to + 80°C	-40°C to + 80°C		
-25°C to + 80°C	-25°C to + 80°C		
			
6,3 x 0,8mm ; 4,8 x 0,8mm	6,3 x 0,8mm ; 4,8 x 0,8mm		
24 V DC	24 V AC/DC		
4 A	4 A		
TVS Vbr max.=37,8V Peak =400W	TVS Vbr max.=37,8V Peak =400W		
yellow	yellow		
15mΩ max.	15mΩ max.		
III	III		
central screw M3 x 28,5mm	central screw M3 x 28,5mm		
0,3 - 0,5 N/m	0,3 - 0,5 N/m		
PA6 GF	PA6 GF		
TPU	TPU		
IP65 , IP67 , [IP69K DIN40050-9]	IP65 , IP67 , [IP69K DIN40050-9]		
3	3		
V0	V0		
HB	HB		
100 pieces	100 pieces		
ME636T54PP12300	ME635T54PP12300		
ME636T54PP12500	ME635T54PP12500		
13...15 Kg	13...15 Kg		
39 x 39 x 19,5 cm	39 x 39 x 19,5 cm		
(P113)	(P113)		

Form B - EN 175301-803 (DIN43650) / ISO 6952



Form B - EN 175301-803 (DIN43650) / ISO 6952

Product description		EN175301-803	EN175301-803
Standard		EN175301-803	EN175301-803
Construction type		B	B
Description	Integrated gasket (TPU) and central fixing screw	P10 connector with moulded cable (PE) earth in H6 (next to cable outlet) function indicator (LED) protective circuit (varistor)	P10 connector with moulded cable (PE) earth in H12 (opposite from cable outlet) function indicator (LED) protective circuit (varistor)
Number of contacts		2 + PE	2 + PE
Cable type		H05VV-F VDE 0281-5 PVC	H05VV-F VDE 0281-5 PVC
Conductors specification		3 G 0,75 mm ² PVC	3 G 0,75 mm ² PVC
Cable length		3 m	3 m
Order no.		ME636V54PA05300	ME635V54PA05300
Other standard options	cable length 5m,	order no. ME636V54PA05500	order no. ME635V54PA05500
Cable jacket colour		black	black
Conductor colours		brown - blue - yellow/green	brown - blue - yellow/green
Cable diameter +/-5%		6,7 mm	6,7 mm
Cable temperature range	static application flexible application	-15°C to + 70°C	-15°C to + 70°C
Drawing			
Technical data			
Pin dimension		6,3 x 0,8mm ; 4,8 x 0,8mm	6,3 x 0,8mm ; 4,8 x 0,8mm
Voltage		24 V AC/DC	24 V AC/DC
Rated current max.		5 A	5 A
Suppressor		VDR 30 Vrms 0,9 Joule	VDR 30 Vrms 0,9 Joule
LED colour		yellow	yellow
Contact resistance		15mΩ max.	15mΩ max.
Overvoltage category		III	III
Mounting		central screw M3 x 28,5mm	central screw M3 x 28,5mm
Fixing screw torque		0,3 - 0,5 N/m	0,3 - 0,5 N/m
Material			
Contact holder material		PA6 GF	PA6 GF
Overmoulding material		TPU	TPU
Environmental conditions			
Protection class (EN 60529)		IP65 , IP67 , [IP69K DIN40050-9]	IP65 , IP67 , [IP69K DIN40050-9]
Pollution severity (EN 60664-1)		3	3
Inflammability class			
Contact holder		V0	V0
Moulded housing		HB	HB
Packaging			
Minimum quantity		100 pieces	100 pieces
Number of boxes suitable:	2 boxes	ME636V54PA05300	ME635V54PA05300
	4 boxes	ME636V54PA05500	ME635V54PA05500
Approximate weight per box		13...15 Kg	13...15 Kg
Box dimension		39 x 39 x 19,5 cm	39 x 39 x 19,5 cm
Other cable options on request			
type (part number)		(A013) (C033; C053)	(A013) (C033; C053)
Technical specifications on cables and accessories see pages 171-175			

Valve Connectors ME6 series

MOULDED IN CABLE



EN175301-803	EN175301-803	EN175301-803	EN175301-803
B	B	B	B
P10 connector with moulded cable (PE) earth in H6 (next to cable outlet) function indicator (LED) protective circuit (varistor)	P10 connector with moulded cable (PE) earth in H12 (opposite from cable outlet) function indicator (LED) protective circuit (varistor)	P10 connector with moulded cable (PE) earth in H6 (next to cable outlet) function indicator (LED) protective circuit (varistor)	P10 connector with moulded cable (PE) earth in H12 (opposite from cable outlet) function indicator (LED) protective circuit (varistor)
2 + PE	2 + PE	2 + PE	2 + PE
H05VV-F VDE 0281-5 PVC	H05VV-F VDE 0281-5 PVC	H05VV-F VDE 0281-5 PVC	H05VV-F VDE 0281-5 PVC
3 G 0,75 mm ² PVC	3 G 0,75 mm ² PVC	3 G 0,75 mm ² PVC	3 G 0,75 mm ² PVC
3 m	3 m	3 m	3 m
ME636V55PA05300	ME635V55PA05300	ME636V56PA05300	ME635V56PA05300
order no. ME636V55PA05500	order no. ME635V55PA05500	order no. ME636V56PA05500	order no. ME635V56PA05500
black	black	black	black
brown - blue - yellow/green	brown - blue - yellow/green	brown - blue - yellow/green	brown - blue - yellow/green
6,7 mm	6,7 mm	6,7 mm	6,7 mm
-15°C to + 70°C	-15°C to + 70°C	-15°C to + 70°C	-15°C to + 70°C
6,3 x 0,8mm ; 4,8 x 0,8mm	6,3 x 0,8mm ; 4,8 x 0,8mm	6,3 x 0,8mm ; 4,8 x 0,8mm	6,3 x 0,8mm ; 4,8 x 0,8mm
115 V AC/DC	115 V AC/DC	230 V AC/DC	230 V AC/DC
5 A	5 A	5 A	5 A
VDR 130 Vrms 4,5 Joule	VDR 130 Vrms 4,5 Joule	VDR 275 Vrms 8,6 Joule	VDR 275 Vrms 8,6 Joule
yellow	yellow	yellow	yellow
15mΩ max.	15mΩ max.	15mΩ max.	15mΩ max.
III	III	III	III
central screw M3 x 28,5mm	central screw M3 x 28,5mm	central screw M3 x 28,5mm	central screw M3 x 28,5mm
0,3 - 0,5 N/m	0,3 - 0,5 N/m	0,3 - 0,5 N/m	0,3 - 0,5 N/m
PA6 GF	PA6 GF	PA6 GF	PA6 GF
TPU	TPU	TPU	TPU
IP65 , IP67 , [IP69K DIN40050-9]	IP65 , IP67 , [IP69K DIN40050-9]	IP65 , IP67 , [IP69K DIN40050-9]	IP65 , IP67 , [IP69K DIN40050-9]
3	3	3	3
V0	V0	V0	V0
HB	HB	HB	HB
100 pieces	100 pieces	100 pieces	100 pieces
ME636V55PA05300	ME635V55PA05300	ME636V56PA05300	ME635V56PA05300
ME636V55PA05500	ME635V55PA05500	ME636V56PA05500	ME635V56PA05500
13...15 Kg	13...15 Kg	13...15 Kg	13...15 Kg
39 x 39 x 19,5 cm	39 x 39 x 19,5 cm	39 x 39 x 19,5 cm	39 x 39 x 19,5 cm
(A013) (C033; C053)	(A013) (C033; C053)	(A013) (C033; C053)	(A013) (C033; C053)

Form B - EN 175301-803 (DIN43650) / ISO 6952



Form B - EN 175301-803 (DIN43650) / ISO 6952

Product description			
Standard		EN175301-803	EN175301-803
Construction type		B	B
Description	Integrated gasket (TPU) and central fixing screw	P10 connector with moulded cable (PE) earth in H6 (next to cable outlet) function indicator (LED) protective circuit (varistor)	P10 connector with moulded cable (PE) earth in H12 (opposite from cable outlet) function indicator (LED) protective circuit (varistor)
Number of contacts		2 + PE	2 + PE
Cable type		PUR / PVC	PUR / PVC
Conductors specification		3 G 0,75 mm ² PVC	3 G 0,75 mm ² PVC
Cable length		3 m	3 m
Order no.		ME636V54PP12300	ME635V54PP12300
Other standard options	cable length 5m,	order no. ME636V54PP12500	order no. ME635V54PP12500
Cable jacket colour		black	black
Conductor colours		brown - blue - yellow/green	brown - blue - yellow/green
Cable diameter +/-5%		6,7 mm	6,7 mm
Cable temperature range	static application	-40 °C to + 80 °C	-40 °C to + 80 °C
	flexible application	-25 °C to + 80 °C	-25 °C to + 80 °C
Drawing			
Technical data			
Pin dimension		6,3 x 0,8mm ; 4,8 x 0,8mm	6,3 x 0,8mm ; 4,8 x 0,8mm
Voltage		24 V AC/DC	24 V AC/DC
Rated current max.		5 A	5 A
Suppressor		VDR 30 Vrms 0,9 Joule	VDR 30 Vrms 0,9 Joule
LED colour		yellow	yellow
Contact resistance		15mΩ max.	15mΩ max.
Overvoltage category		III	III
Mounting		central screw M3 x 28,5mm	central screw M3 x 28,5mm
Fixing screw torque		0,3 - 0,5 N/m	0,3 - 0,5 N/m
Material			
Contact holder material		PA6 GF	PA6 GF
Overmoulding material		TPU	TPU
Environmental conditions			
Protection class (EN 60529)		IP65 , IP67 , [IP69K DIN40050-9]	IP65 , IP67 , [IP69K DIN40050-9]
Pollution severity (EN 60664-1)		3	3
Inflammability class			
Contact holder		V0	V0
Moulded housing		HB	HB
Packaging			
Minimum quantity		100 pieces	100 pieces
Number of boxes suitable:	2 boxes	ME636V54PP12300	ME635V54PP12300
	4 boxes	ME636V54PP12500	ME635V54PP12500
Approximate weight per box		13...15 Kg	13...15 Kg
Box dimension		39 x 39 x 19,5 cm	39 x 39 x 19,5 cm
Other cable options on request			
type (part number)		(P113)	(P113)
Technical specifications on cables and accessories see pages 171-175			

Valve Connectors ME6 series

MOULDED IN CABLE



EN175301-803	EN175301-803	EN175301-803	EN175301-803
B	B	B	B
P10 connector with moulded cable (PE) earth in H6 (next to cable outlet) function indicator (LED) protective circuit (varistor)	P10 connector with moulded cable (PE) earth in H12 (opposite from cable outlet) function indicator (LED) protective circuit (varistor)	P10 connector with moulded cable (PE) earth in H6 (next to cable outlet) function indicator (LED) protective circuit (varistor)	P10 connector with moulded cable (PE) earth in H12 (opposite from cable outlet) function indicator (LED) protective circuit (varistor)
2 + PE	2 + PE	2 + PE	2 + PE
PUR / PVC	PUR / PVC	PUR / PVC	PUR / PVC
3 G 0,75 mm ² PVC	3 G 0,75 mm ² PVC	3 G 0,75 mm ² PVC	3 G 0,75 mm ² PVC
3 m	3 m	3 m	3 m
ME636V55PP12300	ME635V55PP12300	ME636V56PP12300	ME635V56PP12300
order no. ME636V55PP12500	order no. ME635V55PP12500	order no. ME636V56PP12500	order no. ME635V56PP12500
black	black	black	black
brown - blue - yellow/green	brown - blue - yellow/green	brown - blue - yellow/green	brown - blue - yellow/green
6,7 mm	6,7 mm	6,7 mm	6,7 mm
-40°C to + 80°C	-40°C to + 80°C	-40°C to + 80°C	-40°C to + 80°C
-25°C to + 80°C	-25°C to + 80°C	-25°C to + 80°C	-25°C to + 80°C
6,3 x 0,8mm ; 4,8 x 0,8mm	6,3 x 0,8mm ; 4,8 x 0,8mm	6,3 x 0,8mm ; 4,8 x 0,8mm	6,3 x 0,8mm ; 4,8 x 0,8mm
115 V AC/DC	115 V AC/DC	230 V AC/DC	230 V AC/DC
5 A	5 A	5 A	5 A
VDR 130 Vrms 4,5 Joule	VDR 130 Vrms 4,5 Joule	VDR 275 Vrms 8,6 Joule	VDR 275 Vrms 8,6 Joule
yellow	yellow	yellow	yellow
15mΩ max.	15mΩ max.	15mΩ max.	15mΩ max.
III	III	III	III
central screw M3 x 28,5mm	central screw M3 x 28,5mm	central screw M3 x 28,5mm	central screw M3 x 28,5mm
0,3 - 0,5 N/m	0,3 - 0,5 N/m	0,3 - 0,5 N/m	0,3 - 0,5 N/m
PA6 GF	PA6 GF	PA6 GF	PA6 GF
TPU	TPU	TPU	TPU
IP65 , IP67 , [IP69K DIN40050-9]	IP65 , IP67 , [IP69K DIN40050-9]	IP65 , IP67 , [IP69K DIN40050-9]	IP65 , IP67 , [IP69K DIN40050-9]
3	3	3	3
V0	V0	V0	V0
HB	HB	HB	HB
100 pieces	100 pieces	100 pieces	100 pieces
ME636V55PP12300	ME635V55PP12300	ME636V56PP12300	ME635V56PP12300
ME636V55PP12500	ME635V55PP12500	ME636V56PP12500	ME635V56PP12500
13...15 Kg	13...15 Kg	13...15 Kg	13...15 Kg
39 x 39 x 19,5 cm	39 x 39 x 19,5 cm	39 x 39 x 19,5 cm	39 x 39 x 19,5 cm
(P113)	(P113)	(P113)	(P113)

Form B - EN 175301-803 (DIN43650) / ISO 6952

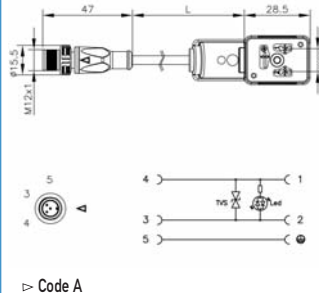
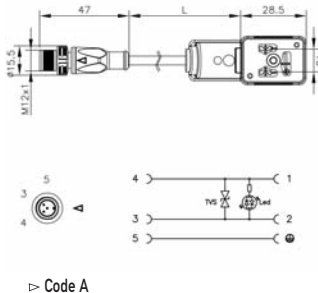


Product description			
Standard		IEC 61076-2-101 ; INDUSTRIAL 11mm	IEC 61076-2-101 ; INDUSTRIAL 11mm
Construction type		B	B
Description	M12 male and P11 valve connector with moulded cable integrated gasket and central fixing screw	(PE) earth in H6 function indicator (LED) TVS protective circuit (transil)	(PE) earth in H12 function indicator (LED) TVS protective circuit (transil)
Housing colour		black	black
Number of contacts		2 + PE	2 + PE
Cable type		PUR/PVC	PUR/PVC
Conductors specification		0,50 mm ²	0,50 mm ²
Cable length		1 m	1 m
Order no.		JB636T54DP11100	JB635T54DP11100
Other standard options	cable length 2m,	order no. JB636T54DP11200	order no. JB635T54DP11200
Cable jacket colour		black	black
Cable diameter +/-5%		5,5 mm	5,5 mm
Temperature range	static application flexible application	-40°C to + 80°C -25°C to + 80°C	-40°C to + 80°C -25°C to + 80°C
Drawing			
		<p>▷ Code A</p>	<p>▷ Code A</p>
Technical data			
Pin dimension	M12 ; valve connector	1 mm; 6,3 x 0,8mm / 4,8 x 0,8mm	1 mm; 6,3 x 0,8mm / 4,8 x 0,8mm
Voltage		24 V AC/DC	24 V AC/DC
Rated current max.		4 A	4 A
Suppressor		TVS Vbr max.=37,8V Peak =400W	TVS Vbr max.=37,8V Peak =400W
LED colour		yellow	yellow
Contact resistance		15mΩ max.	15mΩ max.
Overvoltage category		III	III
Mounting	M12 ; valve connector	lock nut M12 x 1; central screw M3 x 28,5mm	lock nut M12 x 1; central screw M3 x 28,5mm
Fixing screw torque	M12 ; valve connector	0,5 - 0,8 N/m ; 0,3 - 0,5 N/m	0,5 - 0,8 N/m ; 0,3 - 0,5 N/m
Material			
Contact material	M12 ; valve connector	CuSn gold plated; CuSn silver plated	CuSn gold plated; CuSn silver plated
Contact holder material	M12 ; valve connector	PA6T/61 GF blue; PA6 GF	PA6T/61 GF blue; PA6 GF
Overmoulding material		TPU	TPU
Coupling nut material		Zamak 15 / ZnAl4Cu1	Zamak 15 / ZnAl4Cu1
Environmental conditions			
Protection class (EN 60529)		IP67	IP67
Pollution severity (EN 60664-1)		3	3
Inflammability class			
Contact holder	M12 ; valve connector	UL; V0	UL; V0
Moulded housing		HB	HB
Packaging			
Minimum quantity		100 pieces	100 pieces
Number of boxes suitable:	1 box	JB636T54DP11100	JB635T54DP11100
	2 boxes	JB636T54DP11200	JB635T54DP11200
Approximate weight per box		10...15 Kg	10...15 Kg
Box dimension		39 x 39 x 19,5 cm	39 x 39 x 19,5 cm
Notes			
Technical specifications on cables and accessories see pages 171-175			



IEC 61076-2-101 ; INDUSTRIAL 11mm B	IEC 61076-2-101 ; INDUSTRIAL 11mm B		
(PE) earth in H6 function indicator (LED) TVS protective circuit (transil)	(PE) earth in H12 function indicator (LED) TVS protective circuit (transil)		
black	black		
2 + PE	2 + PE		
PUR/PVC	PUR/PVC		
0,50 mm ²	0,50 mm ²		
1 m	1 m		
JB636T54KP11100	JB635T54KP11100		
order no. JB636T54KP11200	order no. JB635T54KP11200		
black	black		
5,5 mm	5,5 mm		
-40°C to + 80°C	-40°C to + 80°C		
-25°C to + 80°C	-25°C to + 80°C		
1 mm; 6,3 x 0,8mm / 4,8 x 0,8mm	1 mm; 6,3 x 0,8mm / 4,8 x 0,8mm		
24 V AC/DC	24 V AC/DC		
4 A	4 A		
TVS Vbr max.=37,8V Peak =400W	TVS Vbr max.=37,8V Peak =400W		
yellow	yellow		
15mΩ max.	15mΩ max.		
III	III		
lock nut M12 x 1; central screw M3 x 28,5mm	lock nut M12 x 1; central screw M3 x 28,5mm		
0,5 - 0,8 N/m ; 0,3 - 0,5 N/m	0,5 - 0,8 N/m ; 0,3 - 0,5 N/m		
CuSn gold plated; CuSn silver plated	CuSn gold plated; CuSn silver plated		
PA6T/61 GF blue; PA6 GF	PA6T/61 GF blue; PA6 GF		
TPU	TPU		
Zamak 15 / ZnAl4Cu1	Zamak 15 / ZnAl4Cu1		
IP67	IP67		
3	3		
UL; V0	UL; V0		
HB	HB		
100 pieces	100 pieces		
JB636T54KP11100	JB635T54KP11100		
JB636T54KP11200	JB635T54KP11200		
10...15 Kg	10...15 Kg		
39 x 39 x 19,5 cm	39 x 39 x 19,5 cm		



Product description			
Standard		IEC 61076-2-101 ; EN175301-803	IEC 61076-2-101 ; EN175301-803
Construction type		B	B
Description	M12 male and P10 valve connector with moulded cable integrated gasket and central fixing screw	(PE) earth in H6 function indicator (LED) TVS protective circuit (transil)	(PE) earth in H12 function indicator (LED) TVS protective circuit (transil)
Housing colour		black	black
Number of contacts		2 + PE	2 + PE
Cable type		PUR/PVC	PUR/PVC
Conductors specification		0,50 mm ²	0,50 mm ²
Cable length		1 m	1 m
Order no.		JE636T54DP11100	JE635T54DP11100
Other standard options	cable length 2m,	order no. JE636T54DP11200	order no. JE635T54DP11200
Cable jacket colour		black	black
Cable diameter +/-5%		5,5 mm	5,5 mm
Temperature range	static application	-40°C to + 80°C	-40°C to + 80°C
	flexible application	-25°C to + 80°C	-25°C to + 80°C
Drawing			
Technical data			
Pin dimension	M12 ; valve connector	1 mm; 6,3 x 0,8mm / 4,8 x 0,8mm	1 mm; 6,3 x 0,8mm / 4,8 x 0,8mm
Voltage		24 V AC/DC	24 V AC/DC
Rated current max.		4 A	4 A
Suppressor		TVS Vbr max.=37,8V Peak =400W	TVS Vbr max.=37,8V Peak =400W
LED colour		yellow	yellow
Contact resistance		15mΩ max.	15mΩ max.
Overvoltage category		III	
Mounting	M12 ; valve connector	lock nut M12 x 1; central screw M3 x 28,5mm	lock nut M12 x 1; central screw M3 x 28,5mm
Fixing screw torque	M12 ; valve connector	0,5 - 0,8 N/m ; 0,3 - 0,5 N/m	0,5 - 0,8 N/m ; 0,3 - 0,5 N/m
Material			
Contact material	M12 ; valve connector	CuSn gold plated; CuSn silver plated	CuSn gold plated; CuSn silver plated
Contact holder material	M12 ; valve connector	PA6T/61 GF blue; PA6 GF	PA6T/61 GF blue; PA6 GF
Overmoulding material		TPU	TPU
Coupling nut material		Zamak 15 / ZnAl4Cu1	Zamak 15 / ZnAl4Cu1
Environmental conditions			
Protection class (EN 60529)		IP67	IP67
Pollution severity (EN 60664-1)		3	3
Inflammability class			
Contact holder	M12 ; valve connector	UL; V0	UL; V0
Moulded housing		HB	HB
Packaging			
Minimum quantity		100 pieces	100 pieces
Number of boxes suitable:	1 box	JE636T54DP11100	JE635T54DP11100
	2 boxes	JE636T54DP11200	JE635T54DP11200
Approximate weight per box		10...15 Kg	10...15 Kg
Box dimension		39 x 39 x 19,5 cm	39 x 39 x 19,5 cm
Notes			
Technical specifications on cables and accessories see pages 171-175			



	IEC 61076-2-101 ; EN175301-803	IEC 61076-2-101 ; EN175301-803		
	B	B		
	(PE) earth in H6 function indicator (LED) TVS protective circuit (transil)	(PE) earth in H12 function indicator (LED) TVS protective circuit (transil)		
	black	black		
	2 + PE	2 + PE		
	PUR/PVC	PUR/PVC		
	0,50 mm ²	0,50 mm ²		
	1 m	1 m		
	JE636T54KP11100	JE635T54KP11100		
	order no. JE636T54KP11200	order no. JE635T54KP11200		
	black	black		
	5,5 mm	5,5 mm		
	-40°C to + 80°C	-40°C to + 80°C		
	-25°C to + 80°C	-25°C to + 80°C		
	1 mm; 6,3 x 0,8mm / 4,8 x 0,8mm	1 mm; 6,3 x 0,8mm / 4,8 x 0,8mm		
	24 V AC/DC	24 V AC/DC		
	4 A	4 A		
	TVS Vbr max.=37,8V Peak =400W	TVS Vbr max.=37,8V Peak =400W		
	yellow	yellow		
	15mΩ max.	15mΩ max.		
	III	III		
	lock nut M12 x 1; central screw M3 x 28,5mm	lock nut M12 x 1; central screw M3 x 28,5mm		
	0,5 - 0,8 N/m ; 0,3 - 0,5 N/m	0,5 - 0,8 N/m ; 0,3 - 0,5 N/m		
	CuSn gold plated; CuSn silver plated	CuSn gold plated; CuSn silver plated		
	PA6T/61 GF blue; PA6 GF	PA6T/61 GF blue; PA6 GF		
	TPU	TPU		
	Zamak 15 / ZnAl4Cu1	Zamak 15 / ZnAl4Cu1		
	IP67	IP67		
	3	3		
	UL; V0	UL; V0		
	HB	HB		
	100 pieces	100 pieces		
	JE636T54KP11100	JE635T54KP11100		
	JE636T54KP11200	JE635T54KP11200		
	10...15 Kg	10...15 Kg		
	39 x 39 x 19,5 cm	39 x 39 x 19,5 cm		

Form B - EN 175301-803 (DIN43650) / ISO 6952

Jumper connectors YB series

MOULDED IN CABLE + M12 Y DISTRIBUTOR




Product description		
Standard		IEC 61076-2-101 ; INDUSTRIAL 11mm
Construction type		B
Description	M12 Y male distributor and P11 valve connector with moulded cable, integrated gasket and central fixing screw	(PE) earth in H6 function indicator (LED) TVS protective circuit (transil)
Housing colour		black
Number of contacts		2 + PE
Cable type		PUR/PVC
Conductors specification		0,50 mm ²
Cable length		1 m
Order no.		YB636T54DP11100
Other standard options	cable length 2m,	order no. YB636T54DP11200
Cable jacket colour		black
Cable diameter +/-5%		5,5 mm
Temperature range	static application	-40°C to + 80°C
	flexible application	-25°C to + 80°C
Drawing		
		<p>Code A</p>
Technical data		
Pin dimension	M12 ; valve connector	1 mm; 6,3 x 0,8mm / 4,8 x 0,8mm
Voltage		24 V AC/DC
Rated current max.		4 A
Suppressor		TVS Vbr max.=37,8V Peak =400W
LED colour		yellow
Contact resistance		15mΩ max.
Overvoltage category		III
Mounting	M12 ; valve connector	lock nut M12 x 1; central screw M3 x 28,5mm
Fixing screw torque	M12 ; valve connector	0,5 - 0,8 N/m; 0,3 - 0,5 N/m
Material		
Contact material	M12 ; valve connector	CuSn gold plated; CuSn silver plated
Contact holder material	M12 ; valve connector	PA6T/61 GF blue; PA6 GF
Overmoulding material		TPU
Coupling nut material		Zamak 15 / ZnAl4Cu1
Environmental conditions		
Protection class (EN 60529)		IP67
Pollution severity (EN 60664-1)		3
Inflammability class	M12 ; valve connector	UL; V0
Contact holder		HB
Moulded housing		HB
Packaging		
Minimum quantity		100 pieces 1 box
Number of boxes suitable :	1 box	YB636T54DP11100
	2 boxes	YB636T54DP11200
Approximate weight per box		10...15 Kg
Box dimension		39 x 39 x 19,5 cm
Notes		
Technical specifications on cables and accessories see pages 171-175		

Form B - INDUSTRIAL + M12Y Distributor



Product description		
Standard		IEC 61076-2-101 ; EN175301-803
Construction type		B
Description	M12 Y male distributor and P10 valve connector with moulded cable, integrated gasket and central fixing screw	(PE) earth in H6 function indicator (LED) TVS protective circuit (transil)
Housing colour		black
Number of contacts		2 + PE
Cable type		PUR/PVC
Conductors specification		0,50 mm ²
Cable length		1 m
Order no.		YE636T54DP11100
Other standard options	cable length 2m,	order no. YE636T54DP11200
Cable jacket colour		black
Cable diameter +/-5%		5,5 mm
Temperature range	static application	-40°C to + 80°C
	flexible application	-25°C to + 80°C
Drawing		
		<p>▷ Code A</p>
Technical data		
Pin dimension	M12 ; valve connector	1 mm; 6,3 x 0,8mm / 4,8 x 0,8mm
Voltage		24 V AC/DC
Rated current max.		4 A
Suppressor		TVS Vbr max.=37,8V Peak =400W
LED colour		yellow
Contact resistance		15mΩ max.
Overvoltage category		III
Mounting	M12 ; valve connector	lock nut M12 x 1; central screw M3 x 28,5mm
Fixing screw torque	M12 ; valve connector	0,5 - 0,8 N/m; 0,3 - 0,5 N/m
Material		
Contact material	M12 ; valve connector	CuSn gold plated; CuSn silver plated
Contact holder material	M12 ; valve connector	PA6T / 61 GF blue; PA6 GF
Overmoulding material		TPU
Coupling nut material		Zamak 15 / ZnAl4Cu1
Environmental conditions		
Protection class (EN 60529)		IP67
Pollution severity (EN 60664-1)		3
Inflammability class		
Contact holder	M12 ; valve connector	UL; V0
Moulded housing		HB
Packaging		
Minimum quantity		100 pieces
Number of boxes suitable:	1 box	YE636T54DP11100
	2 boxes	YE636T54DP11200
Approximate weight per box		10...15 Kg
Box dimension		39 x 39 x 19,5 cm
Notes		
Technical specifications on cables and accessories see pages 171-175		

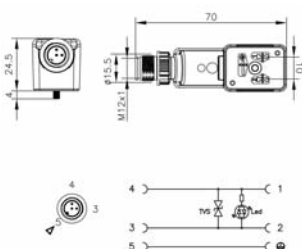
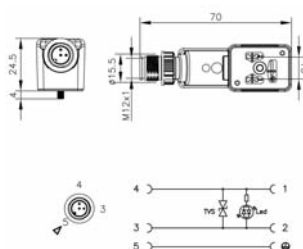


Product description			
Standard		IEC 61076-2-101 ; INDUSTRIAL 11mm	IEC 61076-2-101 ; INDUSTRIAL 11mm
Construction type		B	B
Description		Adaptor M12 male to P11 valve connector integrated gasket and central fixing screw (PE) earth in H6 function indicator (LED) TVS protective circuit (transil)	Adaptor M12 male to P11 valve connector integrated gasket and central fixing screw (PE) earth in H12 function indicator (LED) TVS protective circuit (transil)
Housing colour		transparent	transparent
Number of contacts		2 + PE	2 + PE
Cable type			
Conductors specification			
Cable length			
Order no.		JDB36T54M12	JDB35T54M12
Other standard options			
Cable jacket colour			
Cable diameter +/-5%			
Temperature range	static application flexible application		
Drawing		<p>> Code A</p>	<p>> Code A</p>
Technical data			
Pin dimension	M12 ; valve connector	1 mm; 6,3 x 0,8mm / 4,8 x 0,8mm	1 mm; 6,3 x 0,8mm / 4,8 x 0,8mm
Voltage		24 V AC/DC	24 V AC/DC
Rated current max.		4 A	4 A
Suppressor		TVS Vbr max.=37,8V Peak =400W	TVS Vbr max.=37,8V Peak =400W
LED colour		yellow	yellow
Contact resistance		15mΩ max.	15mΩ max.
Overvoltage category		III	III
Mounting	M12 ; valve connector	lock nut M12 x 1; central screw M3 x 25mm	lock nut M12 x 1; central screw M3 x 25mm
Fixing screw torque	M12 ; valve connector	0,5 - 0,8 N/m; 0,3 - 0,5 N/m	0,5 - 0,8 N/m; 0,3 - 0,5 N/m
Material			
Contact material	M12 ; valve connector	CuSn gold plated; CuSn silver plated	CuSn gold plated; CuSn silver plated
Contact holder material	M12 ; valve connector	PA6T/61 GF blue; PA6 GF	PA6T/61 GF blue; PA6 GF
Overmoulding material		TPU	TPU
Coupling nut material		Zamak 15 / ZnAl4Cu1	Zamak 15 / ZnAl4Cu1
Environmental conditions			
Protection class (EN 60529)		IP67	IP67
Pollution severity (EN 60664-1)		3	3
Inflammability class			
Contact holder	M12 ; valve connector	UL; V0	UL; V0
Moulded housing		HB	HB
Packaging			
Minimum quantity		100 pieces	100 pieces
Number of boxes suitable :	1 box	JDB36T54M12	JDB35T54M12
Approximate weight per box		3...4 Kg	3...4 Kg
Box dimension		29 x 15 x 18 cm	29 x 15 x 18 cm
Notes			
Technical specifications on cables and accessories see pages 171-175			

Adaptors JDE series

MOULDED IN CABLE



IEC 61076-2-101; EN175301-803 B	IEC 61076-2-101; EN175301-803 B		
Adaptor M12 straight male to P10 connector integrated gasket and central fixing screw fixing screw (PE) earth in H6 function indicator (LED) TVS protective circuit (transil) transparent	Adaptor M12 straight male to P10 connector integrated gasket and central fixing screw fixing screw (PE) earth in H12 function indicator (LED) TVS protective circuit (transil) transparent		
2 + PE	2 + PE		
JDE36T54M12	JDE35T54M12		
			
▷ Code A	▷ Code A		
1 mm; 6,3 x 0,8mm / 4,8 x 0,8mm	1 mm; 6,3 x 0,8mm / 4,8 x 0,8mm		
24 V AC/DC	24 V AC/DC		
4 A	4 A		
TVS Vbr max.=37,8V Peak =400W	TVS Vbr max.=37,8V Peak =400W		
yellow	yellow		
15mΩ max.	15mΩ max.		
III	III		
lock nut M12 x 1; central screw M3 x 25mm	lock nut M12 x 1; central screw M3 x 25mm		
0,5 - 0,8 N/m; 0,3 - 0,5 N/m	0,5 - 0,8 N/m; 0,3 - 0,5 N/m		
CuSn gold plated; CuSn silver plated	CuSn gold plated; CuSn silver plated		
PA6T/61 GF blue; PA6 GF	PA6T/61 GF blue; PA6 GF		
TPU	TPU		
Zamak 15 / ZnAl4Cu1	Zamak 15 / ZnAl4Cu1		
IP67	IP67		
3	3		
UL; V0	UL; V0		
HB	HB		
100 pieces	100 pieces		
JDE36T54M12	JDE35T54M12		
3...4 Kg	3...4 Kg		
29 x 15 x 18 cm	29 x 15 x 18 cm		

Form B - EN 175301-803 (DIN43650) / ISO 6952 + M12